



African Habitats

Audience

Activity designed for ages 4 years old and up.

Goal

Students will be able to understand habitats and identify animals that live in different African habitats.

Objective

- To learn about different habitats in Africa.
- Be able to identify animals that live in African rainforests, deserts and savannas.

Conservation Message

Africa is home to some very special animals. These animals live in very specific habitats that they were built for; it is important that we protect these places. Climate change and more people coming into their habitat has made it hard for some of these animals to survive. We can do things like recycling items made from plastic and aluminum. Even turning out the lights when you leave a room can help protect these habitats and animals!

Background Information

A habitat is the natural home for an animal. This activity will focus on 3 habitats found in Africa. Africa is known for its Savanna habitat but there are other habitats found on the large continent!

The savanna has mostly grass with a few trees that are spaced far apart. The temperature does not change very much in the savanna instead animals have to deal with periods with no rain and periods with a lot of rain. Animals that can be found here are lions, rhinoceros, and hippopotamus.

There are large tropical rainforests in Africa found near the Congo river. Rainforests are home to thousands of different species! Animals that can be found in the rainforest are African grey parrots, okapi, and forest elephants.

The Sahara Desert is the largest hot desert in the world, it is almost the same size as the entire United States. The animals that live here must deal with extreme heat and

very little rainfall. The animals have very special things about them that allow them to thrive in the desert. Fennec foxes, camels, and ostriches can be found in the Sahara Desert.

Materials Needed


- Habitat Coloring Sheets
- Animal Sheets
- Scissors
- Crayons/markers
- Glue (optional)

Length of Activity


30 minutes

Procedure


- Read the background information to learn about three African habitats featured in this activity.
- Print off the 3 habitat coloring sheets.
- Print off the 12 animals.
- Color the habitats and animals
- With adult assistance cut out the animals
- Place each animal on the habitat they belong in, gluing them onto the sheet is also an option.



Savanna




Tropical Rainforest




Desert


Animals



Fennec foxes' large ears help them keep cool.




The African Grey Parrot eats mostly fruit, seeds and nuts.




The Okapi's stripes help it blend into its habitat.




Ostriches can be 9 feet tall.



A gazelle can run 60 miles per hour.




Gorilla are herbivores, meaning they only eat plants.



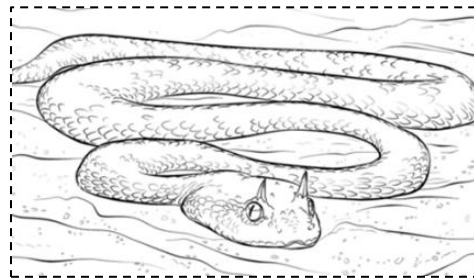
Forest elephants tusk point straight down




Lions live in family groups called prides.




Rhino horns are made from keratin which is the same stuff your hair and nails are made from.



The horned vipers' scales blend in perfectly with the sand.



A camel can drink 50 gallons of water in 3 minutes.



Hippopotamus means "river horse"